



WIDE VARIETY OF COLORS

www.felnivedelem.hu


FITTING INSTRUCTION




1. step
Deflate tyre



2. step
Fit protector
(Fit protector in between inner and outer rim, insuring that the protector fits tight against the alloy wheel)




3. step
Mark excess to cut and
Cut off excess



4. step
Lightly tap with mallet
(Insure protector is secure and flush all round lightly tap with mallet)



5. step
Inflate tyre



6. step
Paste the button in the
protector with 3M glue.